




(Photo)	 <hr/> <p>Birth Name</p>
	 <hr/> <p>Married Name</p>

### Identifying Female Ancestors: Name Change Flashcards

**Idea #1:** Cut along the solid black perimeter lines only. Place a photo of a female ancestor or living female relative in the square below. Then, write her full birth and married names on the appropriate lines. Fold along the dotted lines to make a handy, foldable flashcard.

**Idea #2:** Cut out along ALL lines, completely separating each square and rectangle from the others. Using the pieces from at least several different women, ask the child to match each photo to the correct names. You can place magnets on the backs of the pieces to make a fun fridge game!

**Female Ancestors:  
Name Change  
Flashcards  
For Two Marriages**



---

Birth Name

(Photo)



---

Married Name



---

Married Name